

Names And Totals Tab

Remember to open separate file for women!

Fill Out the Sections with *

OVERALL SCORESHEET - MEN															
NAME OF COMPETITION:					* DATE:	* CHAPTER:				* B. SPEED TIME (sec)					
NO.	COMPETITOR	ROTATION	CHAPTER	OVERALL PRELIM RANKING	AERIAL RESCUE (50 max)	SPEED CLIMB (20 max)	SECURED FOOTLOCK (20 max)	THROW LINE (30 max)	WORK CLIMB (80 max)	PRELIMINARY TOTAL (200 max)	B. SPEED TIME (sec)	FOOTLOCK TIME (sec)	Masters		
*	*	*	*												

Be sure not to skip rows!

Do Not Enter Scores Here
 These values autopopulate from Event
 Tabs

Aerial Rescue Tab

Adjust time in seconds if event judges changed the time limit.

NAME OF COMPETITION:		0										DATE:	0-Jan-00		TIME LIMIT FOR EVENT (secs)=			300										
If timed-out, enter 999 in minute cell. If disqualified, enter "DQ" in column AC.																												
AERIAL RESCUE		AERIAL RESCUE RANK	JUDGE	SCORING POINTS					DISCRETIONARY POINTS					TOTAL	AVG. MIDDLE SCORE	TIME			TIME (in secs)	AVG. TIME	EFFIC'Y POINTS	FINAL SCORE	DQ					
NO.	COMPETITOR			RISK ASSESSMENT	ASCENT & MOVEMENT	CASUALTY ASSESSMENT	DESCENT	LANDING & UNCLIPPING	PENALTIES (0 or 3)	RISK ASSESSMENT	ASCENT & MOVEMENT	CASUALTY ASSESSMENT	DESCENT			LANDING	min	sec						1/100				
7			A																									
8			B																									
9			C																									
10			D																									
11			E																									
12			A																									
13			B																									
14			C																									
15			D																									
16			E																									
17			A																									
18			B																									
19			C																									
20			D																									
21			E																									
22			A																									
23			B																									
24			C																									
25			D																									
26			E																									
27			A																									
28			B																									
29			C																									
30			D																									
31			E																									
32			A																									
33			B																									

A
U
T
O
F
I
L
L

Only enter scoring points and penalties **once per competitor**

Enter discretionary points for **each judge** for **each competitor**.
Don't skip rows!
If less than 5 judges, leave the last row(s) blank. Zeroes will affect the scores.

A
U
T
O
F
I
L
L

Enter two times per competitor. Don't leave blank!

If timed out, enter 999 in first minutes cell only

A
U
T
O
F
I
L
L

If disqualified, enter DQ.
No other info needs to be entered for competitor.

Belayed Speed Climb Tab

NAME OF COMPETITION:		0			DATE:	0-Jan-00				
<ul style="list-style-type: none"> If the competitor did not complete the event, enter 999 in the minutes cell. If disqualified, enter "DQ" in column P. If only four times are recorded, do not enter the outlier. If they are equidistant to the mean (no outlier), enter all four times. 					Fastest Time:	0.00				
					Time Difference:	2				
BELAYED SPEED CLIMB		FINAL SPEED CLIMB RANK	TIMER	TIME			TIME (in secs)	AVG. TIME	SCORE	DQ
NO.	COMPETITOR			min	sec	1/100				
A U T O F I L L			A							
			B							
			C							
			D							
			E							
A U T O F I L L			A							
			B							
			C							
			D							
			E							
A U T O F I L L			A	999						
			B							
			C							
			D							
			E							
A U T O F I L L			A							
			B							
			C							
			D							
			E							

If best time is anticipated to be under 30 seconds, change to 1. Check with Head Judge.

If only four times are recorded, look for an outlier to eliminate. If there are no outliers (2 sets of the same times), then enter all four times.

Enter 3 or 5 times per competitor. Don't skip rows!

If disqualified, enter DQ. No other info needs to be entered for competitor.

If timed out, enter 999 in first minutes cell only

Secured Footlock Tab

NAME OF COMPETITION:		0			DATE:	0-Jan-00						
<ul style="list-style-type: none"> If timed out, enter 999 into minute cell. If disqualified, enter "DQ" in column Z. If only four times are recorded, do not enter the outlier. If they are equidistant to the mean (no outlier), enter all four times. 							Fastest Time:	0.00				
SECURED FOOTLOCK		PENALTY (+3 secs)	TIME			TIME (in secs)	AVERAGE TIME (+ penalty)	SCORE	DQ			
NO.	COMPETITOR		min	sec	1/100							
6	A											
7		U										
8			T									
9				O								
10					F							
11	I											
12		L										
13			L									
14				L								
15					L							
16	L											
17		L										
18			L									
19				L								
20					L							
21	L							999				
22		L										
23			L									
24				L								
25					L							
26	L											
27		L										
28			L									
29				L								
30					L							
31	L											
32		L										
33			L									

If there is a penalty, enter 3 in the penalty box one time.

Enter 3 or 5 times per competitor. Don't skip rows!

If timed out, enter 999 in first minutes cell only

If disqualified, enter DQ. No other info needs to be entered for competitor.

If only four times are recorded, look for an outlier to eliminate. If there are no outliers (2 sets of the same times), then enter all four times.

Throwline Tab

NAME OF COMPETITION:		0										DATE:	0-Jan																
If timed out, enter 999 in minute cell of the final score time. If disqualified, enter "DQ" in column S.										EVENT TIME (in secs):		360																	
THROWLINE		FINAL THROWLINE RANKING	POINTS (0-13) each		TOTAL SCORE	FIRST SCORE TIME			FINAL SCORE TIME			TOTAL PENALTIES (0-13)	FINAL TIME (in secs)	TIME POINTS	FINAL SCORE	DQ													
NO.	COMPETITOR		Side 1 Total	Side 2 Total		min	sec	1/100	min	sec	1/100																		
<div style="font-size: 48px; color: red; letter-spacing: 0.5em;">A U T O F I L L</div>					<div style="font-size: 48px; color: red; letter-spacing: 0.5em;">A U T O F I L L</div>																								
																		Enter points for each side of the tree. Don't leave blank!		Enter <i>first</i> recorded time.			Enter <i>final</i> recorded time.			Enter any penalties.		If disqualified, enter DQ. No other info needs to be entered for competitor.	
																		If timed out, enter 999 in final score minutes cell.											

Adjust time in seconds if event judges changed the time limit.

Enter points for each side of the tree. Don't leave blank!

Enter *first* recorded time.

Enter *final* recorded time.

Enter any penalties.

If disqualified, enter DQ. No other info needs to be entered for competitor.

If timed out, enter 999 in final score minutes cell.

999

Work Climb Tab

NAME OF COMPETITION:		0															DATE:		0-Jan-00									
		If timed out, enter 999 in minute cell. If disqualified, enter "DQ" in column AF.															FASTEST TIME (in secs):		0.00									
		If a competitor does not complete a task, they do not receive scoring or discretionary points for that station. Look to see if the judges circled YES or NO for "All Tasks Completed?" If NO, you may need to zero out a station if points were given on the scoresheet.																										
WORK CLIMB		WORK CLIMB RANK	JUDGE	SCORING POINTS						DISCRETIONARY POINTS					TOTAL	AVG. MIDDLE SCORE	TIME			AVG. TIME	EFFIC'Y POINTS	FINAL SCORE	DQ					
NO.	COMPETITOR			HANDSAW STATION	LIMB TOSS STATION	POLE PRUNER STATION	LIMB WALK STATION	LANDING STATION	PENALTIES (0 or 3)	HANDSAW STATION	LIMB TOSS STATION	POLE PRUNER STATION	LIMB WALK STATION	LANDING STATION			min	sec	1/100									
				+	-	+	-	+	-	+	-	+	-															
8			A																									
9			B																									
10			C																									
11			D																									
12			E																									
13			A																									
14			B																									
15			C																									
16			D																									
17			E																									
18			A																									
19			B																									
20			C																									
21			D																									
22			E																									
23			A																									
24			B																									
25			C																									
26			D																									
27			E																									
28			A																									
29			B																									
30			C																									
31			D																									
32			E																									
33			A																									
34			B																									
35			C																									
36			D																									

A
U
T
O
F
I
L
L

Only enter scoring points and penalties once per competitor. Do not enter the negative (-) symbol. If competitor did not complete a station, enter '0' for their scoring points for that station.

Enter discretionary points for each judge for each competitor. Don't skip rows! If less than 5 judges, leave the last row(s) blank. Zeroes will affect the scores. If competitor did not complete a station, enter '0' for their discretionary points for that station.

Enter two times per competitor. Don't leave blank!

If timed out, enter 999 in first minutes cell only

If disqualified, enter DQ.

A
U
T
O
F
I
L
L

A
U
T
O
F
I
L
L

Preliminary Winners Tab

1	NAME OF COMPETITION:			0	DATE:			0-Jan-00
2	Men's Preliminary Winners							
4	Aerial Rescue			Overall Preliminary Ranking				
5	Name	Chapter	Score	Name	Chapter	Score		
6	1	#N/A	#N/A	1	#N/A	#N/A	#N/A	
7	2	#N/A	#N/A	2	#N/A	#N/A	#N/A	
8	3	#N/A	#N/A	3	#N/A	#N/A	#N/A	
9				4	#N/A	#N/A	#N/A	
10	Belayed Speed Climb			5	#N/A	#N/A	#N/A	
11	Name	Chapter	Time (secs)	6	#N/A	#N/A	#N/A	
12	1	#N/A	#N/A	Head-to-Head Footlock				
13	2	#N/A	#N/A	Name	Chapter	Time		
14	3	#N/A	#N/A	1	#N/A	#N/A	#N/A	
15				2	#N/A	#N/A	#N/A	
16	Secured Footlock			3	#N/A	#N/A	#N/A	
17	Name	Chapter	Time	Masters' Winners				
18	1	#N/A	#N/A	Name	Chapter	Score		
19	2	#N/A	#N/A	1	#N/A	#N/A	#N/A	
20	3	#N/A	#N/A	2	#N/A	#N/A	#N/A	
21				3	#N/A	#N/A	#N/A	
22	Throwline			4	#N/A	#N/A	#N/A	
23	Name	Chapter	Score	5	#N/A	#N/A	#N/A	
24	1	#N/A	#N/A	Work Climb				
25	2	#N/A	#N/A	Name	Chapter	Score		
26	3	#N/A	#N/A	1	#N/A	#N/A	#N/A	
27				2	#N/A	#N/A	#N/A	
28				3	#N/A	#N/A	#N/A	
29				3	#N/A	#N/A	#N/A	
30	1	#N/A	#N/A					
31	2	#N/A	#N/A					
32	3	#N/A	#N/A					
33								
34								
35								
36								
37								
38								

Use this ranking to determine who advances to the Masters' Challenge.

This tab shows the winners of each event along with the Overall Preliminary Ranking. **Everything is autofilled.**


Use this ranking to determine who wins the Masters' Challenge and the competition.


Masters Tab

(first half)

NAME OF COMPETITION:		0																																						
MEN'S MASTERS' CHALLENGE																																								
NO.	COMPETITOR	MASTERS' RANK	JUDGE	INSTALLATION				SETUP				HANDSAW STATION 1				HANDAW STATION 2				LIMB TOSS STATION				PLUMB BOB STATION				DESCENT												
				THROWLINE INSTALLATION HEIGHT OF UNION	BONUS THROW	VISUAL ASSESSMENT	INSTALLATION	EFFICIENT SET UP	ENTRY ALWAYS SECURE	SMOOTH ASCENT	PROPER TENSION	ROPE MANAGEMENT	TIE-IN POINT	CONFIDENT POSTURE	OVERALL WORK PLAN	COMPLETED STATION	PROPER TENSION	ROPE MANAGEMENT	TIE-IN POINT	CONFIDENT POSTURE	OVERALL WORK PLAN	COMPLETED STATION	PROPER TENSION	ROPE MANAGEMENT	TIE-IN POINT	CONFIDENT POSTURE	OVERALL WORK PLAN	COMPLETED STATION	PROPER TENSION	ROPE MANAGEMENT	TIE-IN POINT	CONFIDENT POSTURE	OVERALL WORK PLAN	COMPLETED STATION	WELL-PLANNED	DESCENT SPEED	SMOOTH GEAR RETRIEVAL	SAFE GEAR RETRIEVAL		
7			A																																					
8			B																																					
9			C																																					
10			D																																					
11			E																																					
12			A																																					
13			B																																					
14			C																																					
15			D																																					
16			E																																					
17			A																																					
18			B																																					
19			C																																					
20			D																																					
21			E																																					
22			A																																					
23			B																																					
24			C																																					
25			D																																					
26			E																																					
27			A																																					
28			B																																					
29			C																																					
30			D																																					
31			E																																					

Competitors' names can be entered using the dropdown menu. When you select the competitor, the competitor number will autopopulate.

If Judges B-E are:  → Scores only need to be entered once (under Judge A)

If Judges B-E are:  → Scores need to be entered for each judge (do not skip rows)

Masters Tab

(second half)


If disqualified, enter DQ.


NAME OF COMPETITION:		DATE: 0-Jan-00																																											
MEN'S MASTERS' CHALLENGE		DAW STATION 2				LIMB TOSS STATION				PLUMB BOB STATION				DESCENT				BONUS				PENALTIES				TOTAL	TIME			TIME IN SECS	AVG. MIDDLE SCORE	DQ													
NO.	COMPETITOR	MASTERS' RANK	TIE-IN POINT	CONFIDENT POSTURE	OVERALL WORK PLAN	COMPLETED STATION	PROPER TENSION	ROPE MANAGEMENT	TIE-IN POINT	CONFIDENT POSTURE	OVERALL WORK PLAN	COMPLETED STATION	PROPER TENSION	ROPE MANAGEMENT	TIE-IN POINT	CONFIDENT POSTURE	OVERALL WORK PLAN	COMPLETED STATION	WELL-PLANNED	DESCENT SPEED	SMOOTH GEAR RETRIEVAL	SAFE GEAR RETRIEVAL	OVERALL SKILL	INNOVATION	SAFE WORK PRACTICES		DISCRETIONARY PENALTIES	MANDATORY PENALTY: GEAR RETRIEVAL	MANDATORY PENALTY: AUDIBLE				UNSAFE ACTS	min	sec	1/100									
																																			A				A						
																																			999										

Competitors' names can be entered using the dropdown menu. When you select the competitor, the competitor number will autopopulate.

Enter time

If timed out, enter 999 in minutes cell only

If Judges B-E are:  Scores only need to be entered once (under Judge A)

If Judges B-E are:  Scores need to be entered for each judge (do not skip rows)

Head to Head Footlock Tab

NAME OF COMPETITION:		O		DATE:		0-Jan-00																			
HEAD-TO-HEAD FOOTLOCK		PENALTY (+3 secs)		TIME			TIME		AVERAGE TIME		SCORE		DQ												
NO.	COMPETITOR		min	sec	1/100		(in secs)	(+ penalty)																	
A U T O F I L L		E																							
		A																							
		B																							
		C																							
		D																							
A U T O F I L L		A																							
		B																							
		C																							
		D																							
		E																							
A U T O F I L L		A																							
		B																							
		C																							
		D																							
		E																							
A U T O F I L L		A																							
		B																							
		C																							
		D																							
		E																							

- If timed out, enter 999 into minute cell.
- If disqualified, enter "DQ" in column Z.
- If only four times are recorded, do not enter the outlier. If they are equidistant to the mean (no outlier), enter all four times.

If there is a penalty, enter 3 in the penalty box one time.

Enter 3 or 5 times per competitor. Don't skip rows!

If timed out, enter 999 in first minutes cell only

If disqualified, enter DQ. No other info needs to be entered for competitor.

If only four times are recorded, look for an outlier to eliminate. If there are no outliers (2 sets of the same times), then enter all four times.

Scoreboard Tab

SCOREBOARD - MEN										These are not final scores. They are preliminary scores only if your chapter uses a scoreboard.				
NAME OF COMPETITION:			0				DATE:	0-Jan-00						
NO.	COMPETITOR	ROTATION	CHAPTER	AERIAL RESCUE (50 max)	SPEED TIME (sec)	SECURED FOOTLOCK TIME (sec)	THROW LINE (30 max)	WORK CLIMB (time not included) (50 max)	WORK CLIMB TIME (in sec)					
5														
6														
7														
8														
9														
10														
11														
12														
13														
14														
15														
16														
17														
18														
19														
20														
21														
22														
23														
24														
25														
26														
27														
28														
29														
30														
31														
32														
33														
34														

This tab allows you to see raw scores and times for competitors as the events progress.

Everything is autofilled.

Sort Tab

Use this tab to sort the winners so that they are listed in order of ranking.

	A	B	C	D	E	F	G	H	I	J	K	L	M	N	O	P
1	NO.	COMPETITOR	ROTATION	CHAPTER	OVERALL PRELIM RANKING	AERIAL RESCUE (50 max)	SPEED CLIMB (20 max)	SECURED FOOTLOCK (20 max)	THROW LINE (30 max)	WORK CLIMB (80 max)	PRELIMINARY TOTAL (200 max)	B. SPEED TIME (sec)	FOOTLOCK TIME (sec)			

OVERALL SCORESHEET - MEN													O	P	
NAME OF COMPETITION:				ITCC				DATE:	2-Apr-16		CHAPTER:	Texas			
NO.	COMPETITOR	ROTATION	CHAPTER	OVERALL PRELIM RANKING	AERIAL RESCUE (50 max)	SPEED CLIMB (20 max)	SECURED FOOTLOCK (20 max)	THROW LINE (30 max)	WORK CLIMB (80 max)	PRELIMINARY TOTAL (200 max)	B. SPEED TIME (sec)	FOOTLOCK TIME (sec)	Masters		
15	James Earhart	B	ITCC - Mid-Atlantic	17	45.33	8.97	18.23	0	62.73	135.27	33.70	16.84			
22	Lam Chor Pau	E	Hong Kong	39	37.67	3.06	6.13	13	26.67	86.53	39.61	28.94			
26	Lin Wei Ming	H	Taiwan	44	DQ	0.00	8.74	7	23.33	39.07	60.72	26.33			
28	Sem Pagnoni	G	Italy	28	17.00	8.31	17.49	26	50.69	119.49	34.36	17.58			
29	Rory Macinnis	F	New Jersey	37	25.67	12.40	14.71	14	30.67	97.45	30.27	20.35			
30	Wagner Velazquez	D	Mexico	30	35.00	9.65	14.09	0	55.87	114.60	33.02	20.98			
72	Jesse Antonation	H	Prairie	12	36.67	8.85	18.18	21	59.06	143.76	33.82	16.89			
39	Barton Allen-Hall	F	Arb-Australia	5	43.33	7.54	16.59	25	64.74	157.20	35.13	18.48			
40	Robert Bundy	H	Pacific Northwest	24	31.33	10.78	13.82	8	59.48	123.42	31.89	21.24			
41	Drew Dunavant	I	Mid-Atlantic	14	39.33	13.73	14.54	11	61.49	140.10	28.94	20.53			
42	Ronny Epple	B	Germany	10	38.33	6.21	11.05	28	61.60	145.19	36.46	24.02			
43	Mark Gaudet	G	Ontario	20	36.67	8.81	0.00	26	57.27	128.75	33.86	36.13			
44	Mark Gistitin	G	Queensland	9	32.33	15.35	16.27	26	61.47	151.43	27.32	18.80			
45	Luke Glines	E	Rocky Mountain	23	43.33	1.71	12.62	7	59.35	124.01	40.96	22.45			
47	Gregor Hansch	C	ETCC-Germany	25	35.00	10.56	17.18	0	59.11	121.85	32.11	17.88			
48	Josh Hodson	I	Midwestern	22	39.00	0.00	8.08	26	52.41	125.49	44.15	26.98			
49	Vincent Jolin	F	Quebec	42	15.67	10.77	13.32	3	25.67	68.42	31.90	21.75			
50	James Kilpatrick	A	APTCC-New Zealand	4	45.00	9.16	20.00	13	70.70	157.86	33.51	15.07			
53	Brian Krawczyk	E	New York	29	33.67	10.45	11.88	11	49.88	116.88	32.22	23.19			
54	Masatake Watanabe	B	Japan	41	DQ	0.00	9.22	12	47.75	68.98	46.02	25.84			
55	Beau Nagan	B	Illinois	18	40.33	9.24	14.14	10	60.31	134.02	33.43	20.93			
56	Miguel Pastenes	D	NATCC-Texas	7	37.67	17.25	19.82	13	64.41	152.15	25.42	15.24			
57	Vicente Pena Molina	B	Texas	31	33.67	5.54	8.14	12	54.82	114.17	37.13	26.92			
58	Johan Pihl	H	Sweden	8	43.67	13.78	19.65	11	63.45	151.55	28.89	15.42			
59	Jacob Sauer	A	Ohio	27	37.67	11.25	12.32	0	59.19	120.42	31.42	22.75			
60	Dale Thomas	I	New Zealand	15	40.67	14.72	17.94	6	60.34	139.67	27.95	17.12			
61	Peter Vergote	I	Belgium	6	40.67	13.02	14.63	27	61.53	156.84	29.65	20.44			
62	Jiri Voda	A	Czech Republic	36	35.00	14.79	18.06	5	28.67	101.52	27.88	17.01			
63	Colin Bugg	G	Wisconsin	34	36.67	15.24	17.14	11	28.00	108.04	27.43	17.93			
68	Florim Ajda	C	Switzerland	11	39.33	17.82	17.80	11	59.00	144.94	24.85	17.27			
73	Trevor Burton	C	Atlantic	35	31.33	0.95	3.54	14	57.48	107.30	41.72	31.53			
74	Jason Diehl	D	Kentucky	28	36.67	0.00	0.00	0	50.00	96.66	43.53	44.78			

1. COPY from the Names And Totals Tab (starting with cells A5:N5, down to the last competitor).

Sort Tab

Use this tab to sort the winners so that they are listed in order of ranking.

The screenshot shows the Microsoft Excel interface with the 'Sort' tab selected. The 'Paste' menu is open, and the 'Paste Values' option is highlighted. The 'DATA' tab is also highlighted in the ribbon. The 'Sort' dialog box is open, and the 'Sort by' dropdown is set to 'Column E'. The 'Sort On' dropdown is set to 'Values' and the 'Order' dropdown is set to 'A to Z'. The spreadsheet shows columns for 'NO.', 'COMPETITOR', 'ROTATION', 'OVERALL RANKING', 'AERIAL RESCUE', 'RELIMINARY TOTAL (200 max)', 'B. SPEED TIME (sec)', and 'FOOTLOCK TIME (sec)'. The 'Sort' dialog box is open, and the 'Sort by' dropdown is set to 'Column E'. The 'Sort On' dropdown is set to 'Values' and the 'Order' dropdown is set to 'A to Z'. The 'DATA' tab is highlighted in the ribbon, and the 'Sort' button is also highlighted.

2. Select Paste Options or Paste Special and choose VALUES to copy the information.

3. To sort the newly pasted information, go to: DATA --> Sort --> Sort by Column E

Final Scores Tab

OVERALL SCORESHEET - MEN													
NAME OF COMPETITION:			O			DATE:		0-Jan-00		CHAPTER:		O	
NO.	COMPETITOR	ROTATION	CHAPTER	OVERALL PRELIM RANKING	AERIAL RESCUE (50 max)	SPEED CLIMB (20 max)	SECURED FOOTLOCK (20 max)	THROW LINE (30 max)	WORK CLIMB (80 max)	PRELIMINARY TOTAL (200 max)	B. SPEED TIME (sec)	FOOTLOCK TIME (sec)	Masters
5													
6													
7													
8													
9													
10													
11													
12													
13													
14													
15													
16													
17													
18													
19													
20													
21													
22													
23													
24													
25													
26													
27													
28													
29													
30													
31													
32													
33													
34													
35													
36													

You can copy and paste from the Sort tab to the Final Scores tab to make the results look more official for printing.

This sheet is unlocked so you can adjust as you see fit.

Masters' Scores will need to be added manually in the 'O' Column.